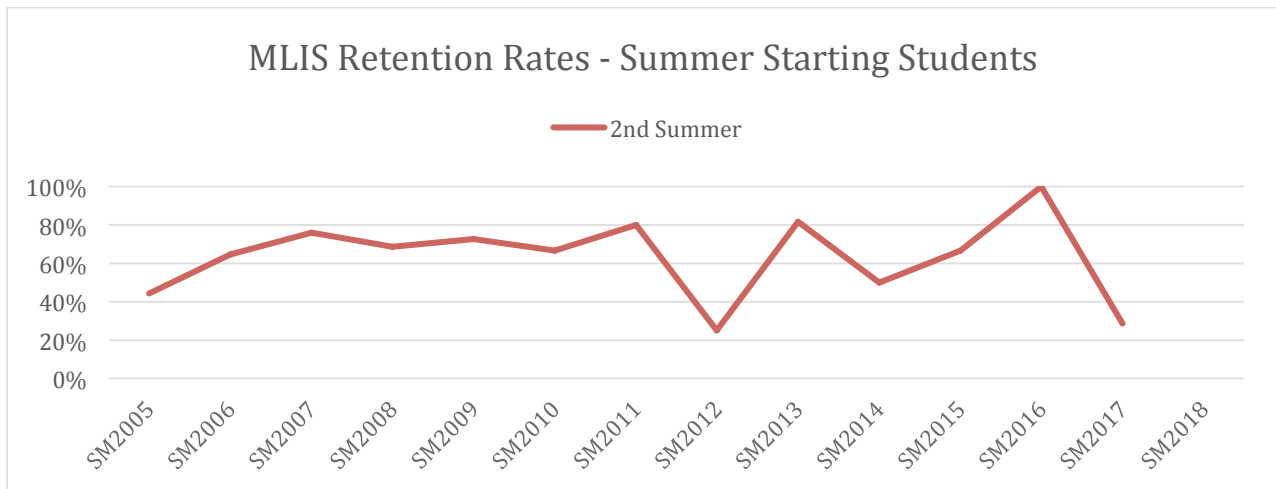
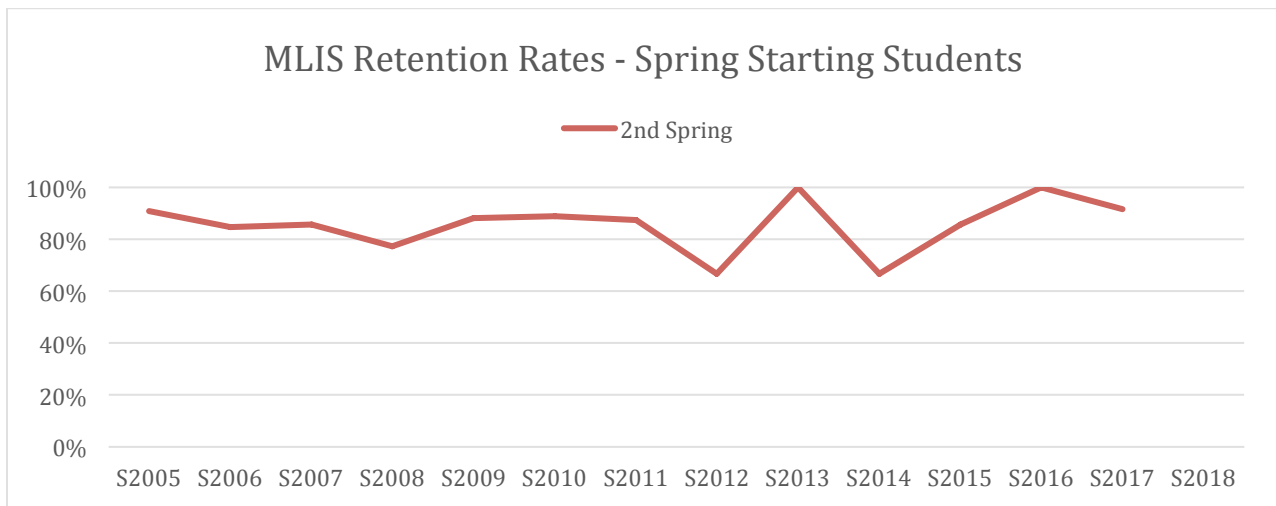
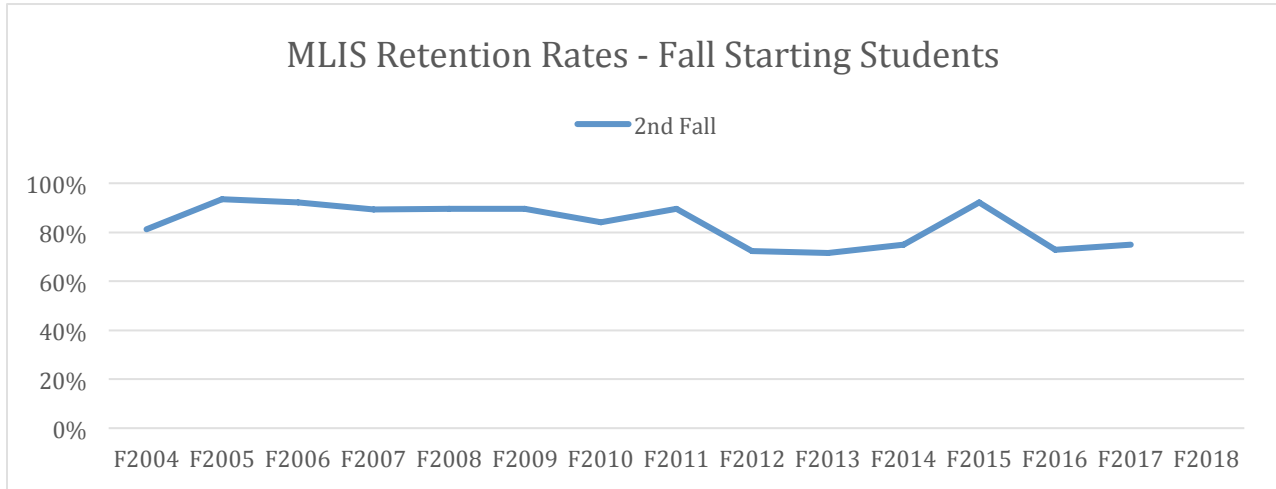


MLIS Retention Rates



MLIS Average Time to Degree Completion

Term	Count	Months Mean	Months StDev	Months Median	Years Mean	Years StDev	Years Median
Fall 2004	25	29.0	9.2	24.0	2.4	0.8	2.0
Spring 2005	10	26.6	8.4	26.5	2.2	0.7	2.2
Summer 2005	7	27.1	10.7	24.0	2.3	0.9	2.0
Fall 2005	26	28.3	11.3	24.0	2.4	0.9	2.0
Spring 2006	19	29.5	9.6	29.0	2.5	0.8	2.4
Summer 2006	9	24.6	5.7	24.0	2.0	0.5	2.0
Fall 2006	28	33.9	12.3	33.0	2.8	1.0	2.8
Spring 2007	17	30.8	10.1	29.0	2.6	0.8	2.4
Summer 2007	17	30.5	10.8	31.0	2.5	0.9	2.6
Fall 2007	50	30.0	11.3	28.0	2.5	0.9	2.3
Spring 2008	17	34.2	19.3	29.0	2.9	1.6	2.4
Summer 2008	9	28.9	9.0	27.0	2.4	0.7	2.3
Fall 2008	30	27.7	10.5	24.0	2.3	0.9	2.0
Spring 2009	14	27.6	8.5	26.5	2.3	0.7	2.2
Summer 2009	8	25.3	9.1	21.5	2.1	0.8	1.8
Fall 2009	23	27.2	9.8	28.0	2.3	0.8	2.3
Spring 2010	8	26.9	6.3	30.5	2.2	0.5	2.5
Summer 2010	3	27.3	8.5	24.0	2.3	0.7	2.0
Fall 2010	19	23.5	9.3	21.0	2.0	0.8	1.8
Spring 2011	10	30.1	16.3	24.0	2.5	1.4	2.0
Summer 2011	2	23.0	4.0	23.0	1.9	0.3	1.9
Fall 2011	8	28.5	14.6	24.0	2.4	1.2	2.0
Spring 2012	1	55.0	0.0	55.0	4.6	0.0	4.6
Summer 2012	3	22.7	7.5	28.0	1.9	0.6	2.3
Fall 2012	5	24.8	3.9	24.0	2.1	0.3	2.0
Spring 2013	5	19.0	0.0	19.0	1.6	0.0	1.6
Summer 2013	9	23.1	9.0	24.0	1.9	0.7	2.0
Fall 2013	4	30.0	6.0	32.0	2.5	0.5	2.7
Spring 2014	1	27.0	0.0	27.0	2.3	0.0	2.3
Summer 2014	10	26.9	8.2	24.0	2.2	0.7	2.0
Fall 2014	5	35.6	8.8	41.0	3.0	0.7	3.4
Spring 2015	2	27.0	12.0	27.0	2.3	1.0	2.3
Summer 2015	14	27.6	7.2	33.0	2.3	0.6	2.8
Fall 2015	6	24.5	4.5	24.5	2.0	0.4	2.0
Spring 2016	2	24.0	0.0	24.0	2.0	0.0	2.0
Summer 2016	7	21.0	0.0	21.0	1.8	0.0	1.8
Fall 2016	2	20.0	0.0	20.0	1.7	0.0	1.7
Spring 2017	1	9.0	0.0	9.0	0.8	0.0	0.8

MLIS Employment Data

December 2016 Graduates

	Employed in a relevant job	Employed outside the field	Unemployed	No data
Number of graduates	10	1	0	0
Percentage	90.91%	9.09%	0%	0%

2017 Graduates

	Employed in a relevant job	Employed outside the field	Unemployed	No data
Number of graduates	32	3	N/A	1
Percentage	88.89%	8.33%	N/A	2.78%

2018 Graduates

	Employed in a relevant job within 12 months of graduation	Employed outside the field	Unemployed	No data
Number of graduates	31	3	N/A	7
Percentage	75.61%	7.32%	N/A	17.07%